







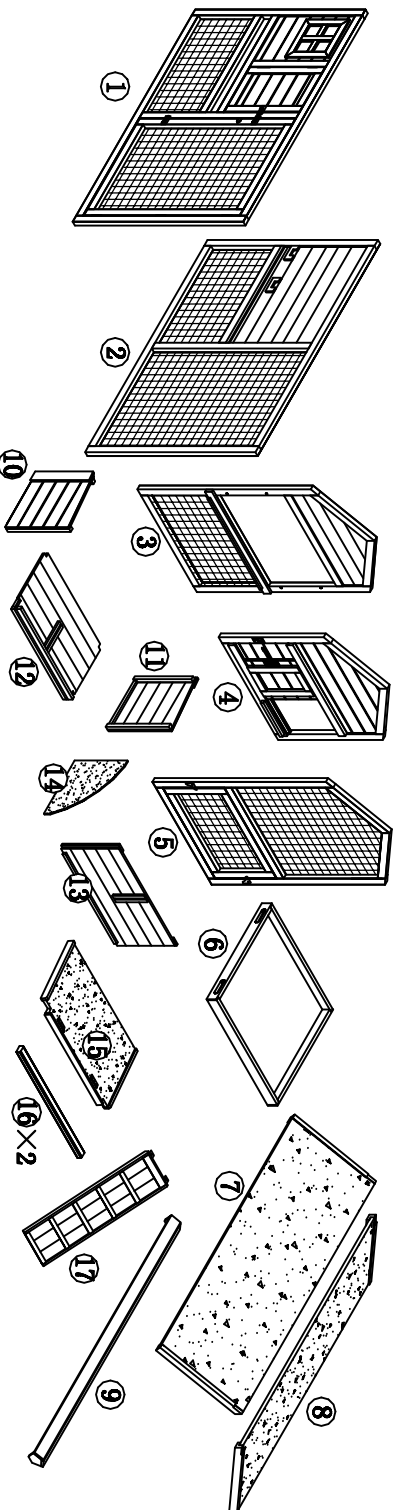


ASSEMBLY INSTRUCTION

- | | | | |
|---|---|---------|-------|
|  | A | M6*50 | 4PCS |
|  | B | M6*45 | 4PCS |
|  | C | M3.5*40 | 16PCS |
|  | D | M3.5*35 | 12PCS |
|  | E | M3.5*25 | 4PCS |
|  | F | M3*16 | 8PCS |
|  | G | M4*14 | 1PC |
|  | H | M4*14 | 1PC |

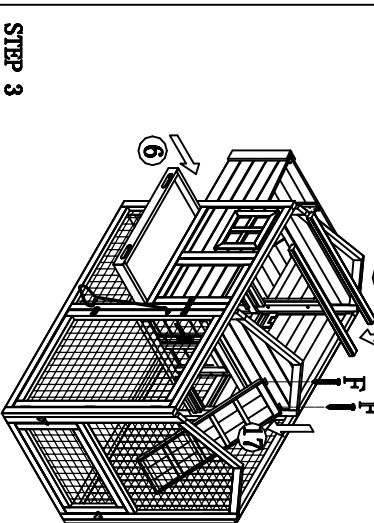
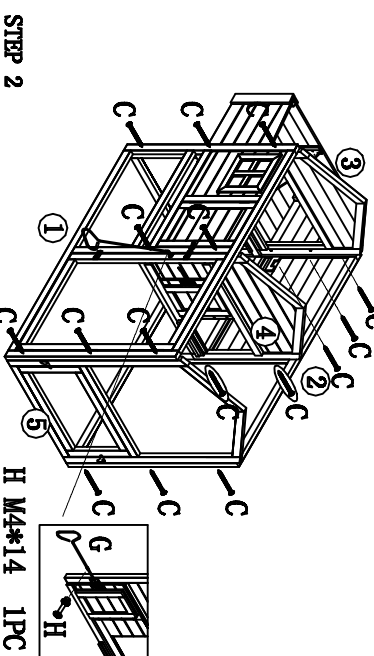
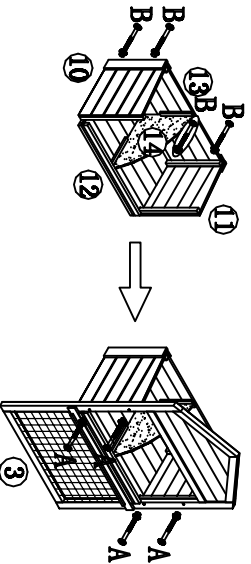


B M6*45 4PCS

A M6*50 4PCS

C M3.5*40 16PCS

F M3*16 2PCS



STEP 1

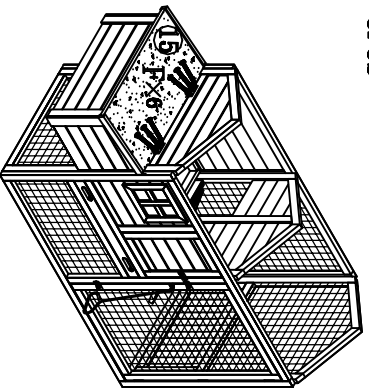
STEP 2

STEP 3

F M3*16 6PCS

D M3.5*35 12PCS

E M3.5*25 4PCS



STEP 4

STEP 5

STEP 6

